

Report Settings Summary

Event	Multi Agency Survey Effectiveness of the SLSCB
Total Responses	12
Total Respondents	1
Questions	All
Filter	<i>(none)</i>
Pivot	<i>(none)</i>
Document Name	
Created on	2016-10-26 13:09:12
Created by	Sarah McLaren

Table .1

Contents

Text	3
Hold to account	4
Arrangements	5
working together	6
Internal Challenge	7
Lessons Learnt	8
Communiation	9
Communiation with Children and Young People	10
Value	11
Effectiveness	12
What do we do well	13
Improve	16
Barriers	19

Text

There is no data to display for this question

Hold to account

Question responses: 12 (100.00%)

The SLSCB holds members to account

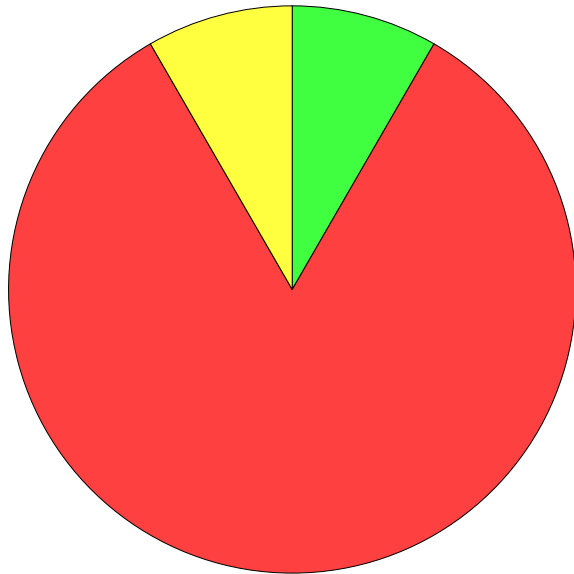


Table .1

	% Total	% Answer	Count
■ Strongly Agree	8.33%	8.33%	1
■ Agree	83.33%	83.33%	10
■ Neither Agree nor Disagree	8.33%	8.33%	1
■ Disagree	0.00%	0.00%	0
■ Strongly Disagree	0.00%	0.00%	0
■ Don't Know	0.00%	0.00%	0
Total	100.00%	100.00%	12

Table .2

Arrangements

Question responses: **12 (100.00%)**

Local safeguarding arrangements are effective in identifying and meeting the needs of the most vulnerable children

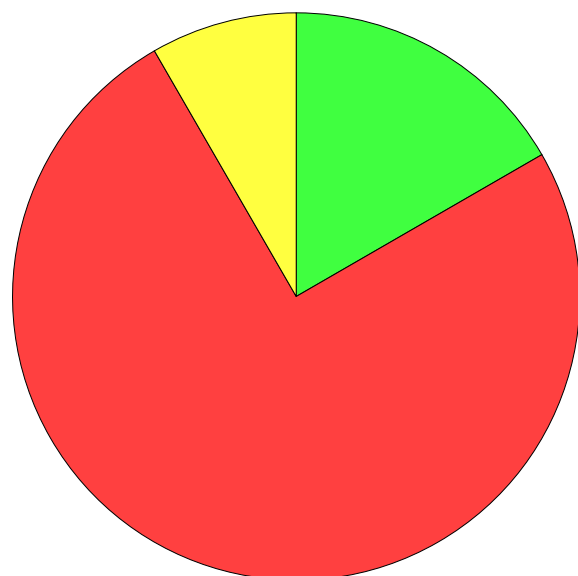


Table .1

	% Total	% Answer	Count
■ Strongly Agree	16.67%	16.67%	2
■ Agree	75.00%	75.00%	9
■ Neither Agree nor Disagree	8.33%	8.33%	1
■ Disagree	0.00%	0.00%	0
■ Strongly Disagree	0.00%	0.00%	0
■ Don't Know	0.00%	0.00%	0
Total	100.00%	100.00%	12

Table .2

working together

Question responses: 12 (100.00%)

Local Agencies and organisations are working together effectively

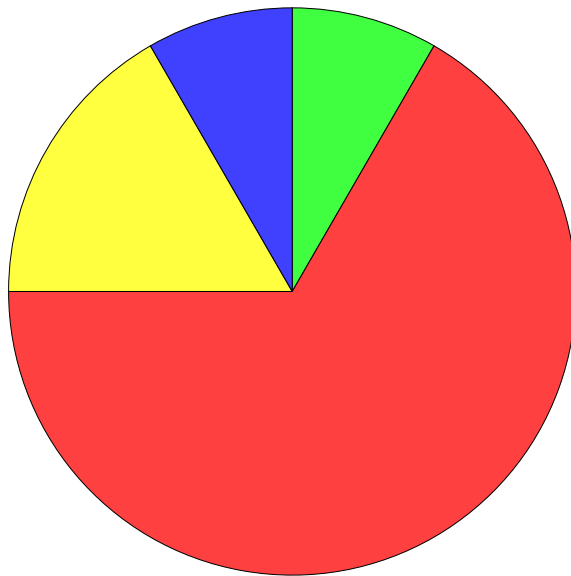


Table .1

	% Total	% Answer	Count
Strongly Agree	8.33%	8.33%	1
Agree	66.67%	66.67%	8
Neither Agree nor Disagree	16.67%	16.67%	2
Disagree	8.33%	8.33%	1
Strongly Disagree	0.00%	0.00%	0
Don't Know	0.00%	0.00%	0
Total	100.00%	100.00%	12

Table .2

Internal Challenge

Question responses: **12 (100.00%)**

There is a high level of internal challenge in local safeguarding arrangements

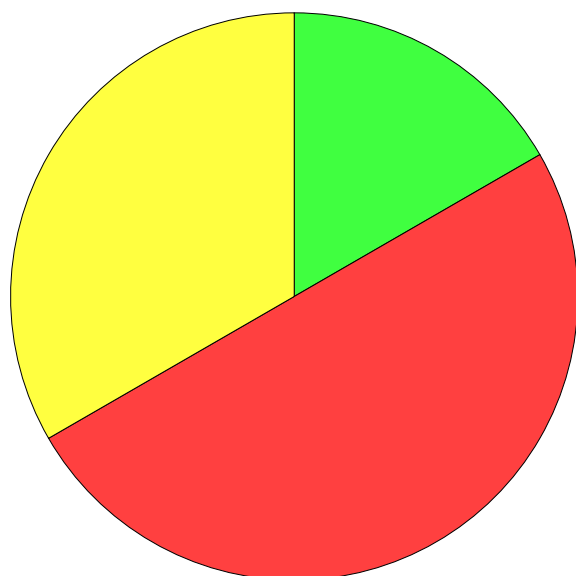


Table .1

	% Total	% Answer	Count
■ Strongly Agree	16.67%	16.67%	2
■ Agree	50.00%	50.00%	6
■ Neither Agree nor Disagree	33.33%	33.33%	4
■ Disagree	0.00%	0.00%	0
■ Strongly Disagree	0.00%	0.00%	0
■ Don't Know	0.00%	0.00%	0
Total	100.00%	100.00%	12

Table .2

Lessons Learnt

Question responses: 12 (100.00%)

Lessons are learned to improve the system

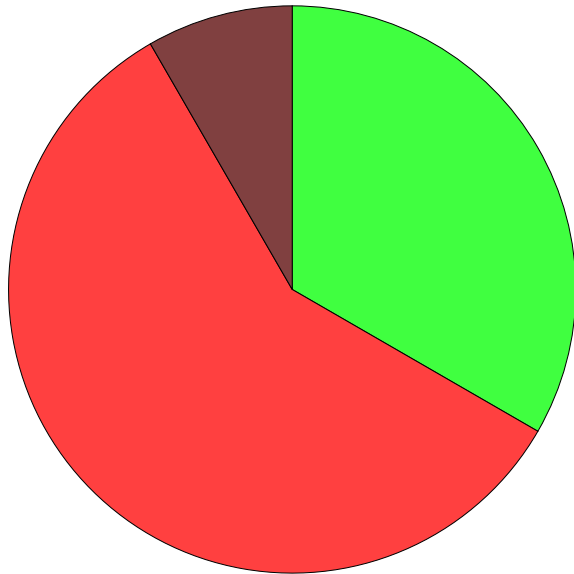


Table .1

	% Total	% Answer	Count
■ Strongly Agree	33.33%	33.33%	4
■ Agree	58.33%	58.33%	7
■ Neither Agree nor Disagree	0.00%	0.00%	0
■ Disagree	0.00%	0.00%	0
■ Strongly Disagree	0.00%	0.00%	0
■ Don't Know	8.33%	8.33%	1
Total	100.00%	100.00%	12

Table .2

Communiation

Question responses: **12 (100.00%)**

The LSCB Strategy is clear and well communicated

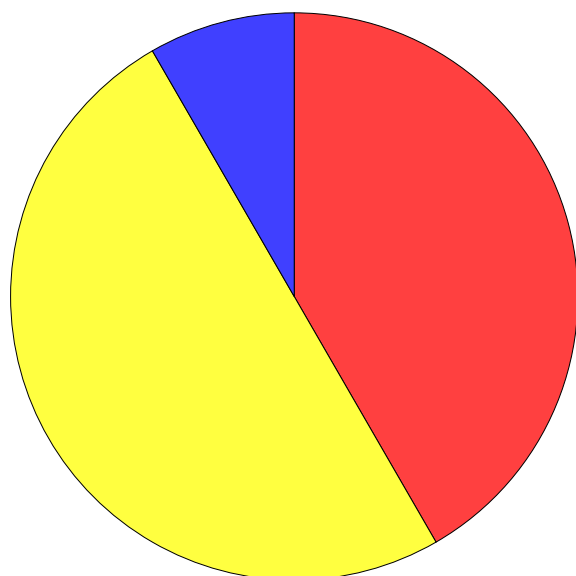


Table .1

	% Total	% Answer	Count
■ Strongly Agree	0.00%	0.00%	0
■ Agree	41.67%	41.67%	5
■ Neither Agree nor Disagree	50.00%	50.00%	6
■ Disagree	8.33%	8.33%	1
■ Strongly Disagree	0.00%	0.00%	0
■ Don't Know	0.00%	0.00%	0
Total	100.00%	100.00%	12

Table .2

Communiation with Children and Young People

Question responses: 12 (100.00%)

Children and Young People are listened to and involved

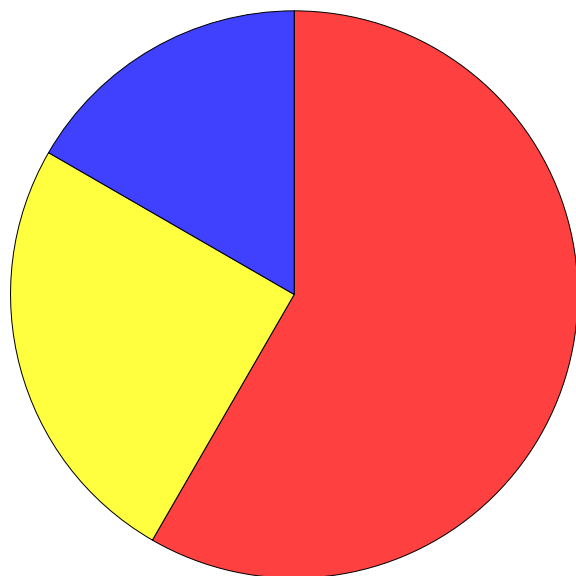


Table .1

	% Total	% Answer	Count
Strongly Agree	0.00%	0.00%	0
Agree	58.33%	58.33%	7
Neither Agree nor Disagree	25.00%	25.00%	3
Disagree	16.67%	16.67%	2
Strongly Disagree	0.00%	0.00%	0
Don't Know	0.00%	0.00%	0
Total	100.00%	100.00%	12

Table .2

Value

Question responses: 12 (100.00%)

The LSCB brings added value, over and above the individual contributions of partners?

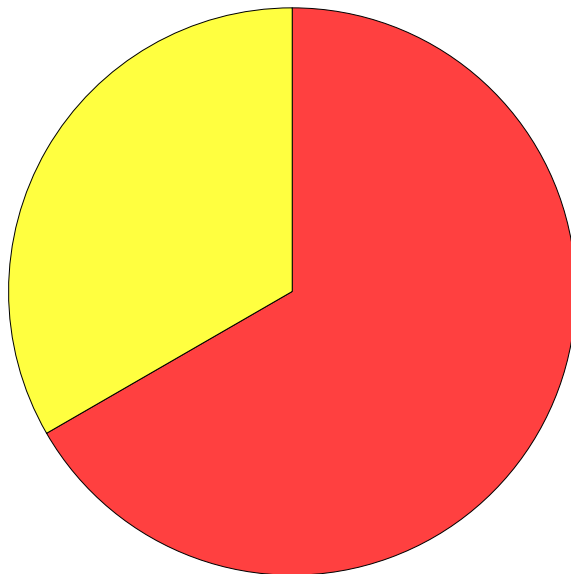


Table .1

	% Total	% Answer	Count
■ Strongly Agree	0.00%	0.00%	0
■ Agree	66.67%	66.67%	8
■ Neither Agree Nor Disagree	33.33%	33.33%	4
■ Disagree	0.00%	0.00%	0
■ Strongly Disagree	0.00%	0.00%	0
■ Don't Know	0.00%	0.00%	0
Total	100.00%	100.00%	12

Table .2

Effectiveness

Question responses: 12 (100.00%)

There are specific outcomes and impacts which demonstrate the LSCB's effectiveness?

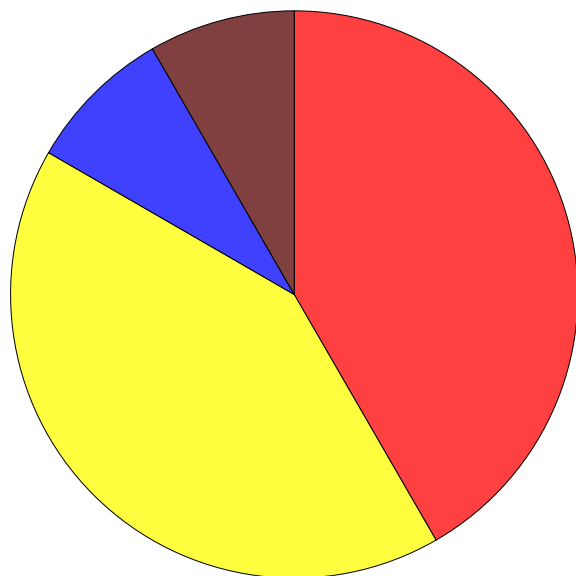


Table .1

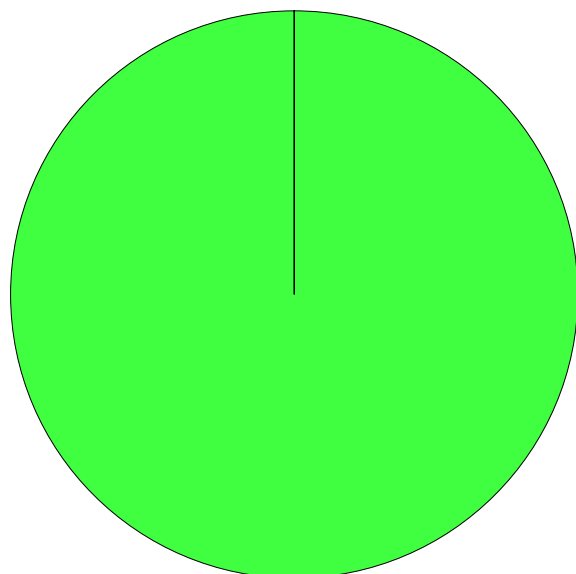
	% Total	% Answer	Count
Strongly Agree	0.00%	0.00%	0
Agree	41.67%	41.67%	5
Neither Agree Nor Disagree	41.67%	41.67%	5
Disagree	8.33%	8.33%	1
Strongly Disagree	0.00%	0.00%	0
Don't Know	8.33%	8.33%	1
Total	100.00%	100.00%	12

Table .2

What do we do well

Question responses: 12 (100.00%)

What do we do well?



	% Total	% Answer	Count
■ [Responses]	100.00%	100.00%	12
■ [No Response]	0.00%	--	0
Total	100.00%	100.00%	12

Table .2

Table .1

ID	Consultation Point	Consultee	Agent	Answer	Date	Version	Status	Type
1				Multi-agency/Sectoral commitment and attendance Good relationships between individuals	28/09/16 10:38	0.1	Submitted	web

What do we do well

ID	Consultation Point	Consultee	Agent	Answer	Date	Version	Status	Type
2				Inter-agency working Challenge Recognise areas for improvements	28/09/16 10:40	0.1	Submitted	web
3				Work together Hold agencies to account	28/09/16 12:48	0.1	Submitted	web
4				Regular attendance by senior representatives who are committed to the partnership LSCB has Produced some good quality pieces of work -Safer place for children seen as a good example by Ofsted Some good quality assurance information provided to LSCB by children social care Good Tees cross working re sub groups VEMT arrangements	28/09/16 15:39	0.1	Submitted	web
5				schedule meetings and circulate information and promote commitment to working together	28/09/16 16:04	0.1	Submitted	web
6				Prove a forum to enable challenge to take place between agencies and develop a common vision for safeguarding across the area.	29/09/16 12:15	0.1	Submitted	web
7				Representatives are held to account. Board members co-operate and challenge one another effectively.	29/09/16 14:38	0.1	Submitted	web
8				Challenge to organisations and agencies within our meetings.	01/10/16 09:38	0.1	Submitted	web

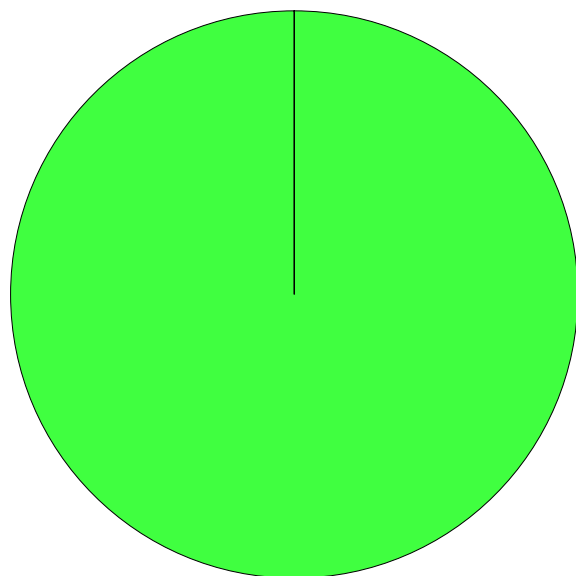
ID	Consultation Point	Consultee	Agent	Answer	Date	Version	Status	Type
9				Hold most agencies to account, challenge, forum for bringing all aspects of work together to gain assurance that what is being provided is having an impact	02/10/16 09:26	0.1	Submitted	web
10				Please see presentation which I will forward	03/10/16 08:48	0.1	Submitted	web
11				Well attended Well organised Good business support. Thorough	03/10/16 09:38	0.1	Submitted	web
12				the times we have discussions and group/table top work to share issues.	03/10/16 11:18	0.1	Submitted	web

Table .3

Improve

Question responses: 12 (100.00%)

How can we improve?



	% Total	% Answer	Count
■ [Responses]	100.00%	100.00%	12
■ [No Response]	0.00%	--	0
Total	100.00%	100.00%	12

Table .2

Table .1

ID	Consultation Point	Consultee	Agent	Answer	Date	Version	Status	Type
1				Local Authority must take less of a lead at times Proper challenge to be encouraged Improvements highlighted by Ofsted Preventative work - stopping	28/09/16 10:38	0.1	Submitted	web

ID	Consultation Point	Consultee	Agent	Answer	Date	Version	Status	Type
				children getting into the system in the first place				
2				Better involvement of all members Meetings more focused/themed	28/09/16 10:40	0.1	Submitted	web
3				Further improve developments around the voice of the charge	28/09/16 12:48	0.1	Submitted	web
4				All agencies should ensure they demonstrate to LSCB the arrangements they have for monitoring quality assurance in there services improve the voice of the child particularly in services other than children social care more effective challenge-whilest it is done it has not been always effective particularly with non LA partners multi agency performance needs to improve(work under way re Tees performance framework) LSCB annual report needs to contain information around effectiveness and multi ageny performance	28/09/16 15:39	0.1	Submitted	web
5				Lessons learnt?	28/09/16 16:04	0.1	Submitted	web
6				Ensure children's voice is more embedded in planning to inform the work of the Board. Develop more opportunities for agencies to jointly audit practice.	29/09/16 12:15	0.1	Submitted	web

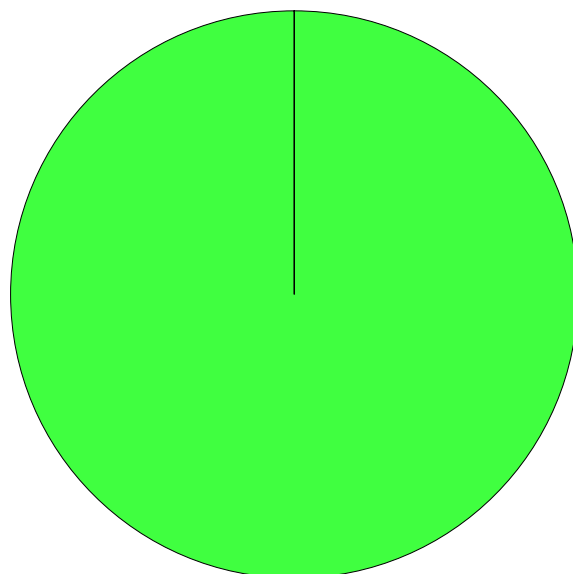
ID	Consultation Point	Consultee	Agent	Answer	Date	Version	Status	Type
7				Reporting is sometimes unnecessarily lengthy.	29/09/16 14:38	0.1	Submitted	web
8				Increasing accountability with all agencies, especially in terms of multi agency and partnership challenge and sharing out side of Iscb	01/10/16 09:38	0.1	Submitted	web
9				Clear information to be disseminated to front line practitioners so they know why they are being asked to work in a specific way	02/10/16 09:26	0.1	Submitted	web
10				As above	03/10/16 08:48	0.1	Submitted	web
11				Contribution from partner agencies (other than the council) Holding all agencies to account, (not just the council) Ensuring that LSCB adds value and can demonstrate impact.	03/10/16 09:38	0.1	Submitted	web
12				spend less time listening to lengthy reports and more time talking about the impact/key issues for the board. Improve the confidence of some members to challenge more effectively.	03/10/16 11:18	0.1	Submitted	web

Table .3

Barriers

Question responses: 12 (100.00%)

What are the barriers to improvement?



	% Total	% Answer	Count
■ [Responses]	100.00%	100.00%	12
■ [No Response]	0.00%	--	0
Total	100.00%	100.00%	12

Table .2

Table .1

ID	Consultation Point	Consultee	Agent	Answer	Date	Version	Status	Type
1				Organisational barriers Time & resource	28/09/16 10:38	0.1	Submitted	web

Barriers

ID	Consultation Point	Consultee	Agent	Answer	Date	Version	Status	Type
2				Time and other pressures on group members (as this Board is a significant time commitment)	28/09/16 10:40	0.1	Submitted	web
3				Front line staff to share vision and aims of the board	28/09/16 12:48	0.1	Submitted	web
4				Capacity from board members particularly those working across more than 1 LSCB The authority the board and chair has (this is limited in my view) Funding for LSCB	28/09/16 15:39	0.1	Submitted	web
5				Resources, agencies under pressure, possible commitment to affecting change?	28/09/16 16:04	0.1	Submitted	web
6				Time ! and consistency of attendance.	29/09/16 12:15	0.1	Submitted	web
7				A lack of consistency in the approach of different agencies	29/09/16 14:38	0.1	Submitted	web
8				Clear understanding of the remit of the lscb in all agencies	01/10/16 09:38	0.1	Submitted	web
9				Sometimes meeting too big, discuss too many issues rather than focus on priorities	02/10/16 09:26	0.1	Submitted	web
10				As above	03/10/16 08:48	0.1	Submitted	web

ID	Consultation Point	Consultee	Agent	Answer	Date	Version	Status	Type
11				Prioritising - better to select key issues and make a real difference rather than trying to do everything at once LSCB is a large and unwieldy meeting with very broad membership which can make focusing on the key issues a challenge	03/10/16 09:38	0.1	Submitted	web
12				lengthy meetings with a lot of paperwork/reports to go through - sometimes presentations are too long and there is less chance for discussion. Time!	03/10/16 11:18	0.1	Submitted	web

Table .3