

LiAS Design Notes

This preliminary design is produced by the Lighting Application Specialist (LiAS) team of Signify UK based on information supplied by the Customer for the purpose of identifying suitable products and costing the proposal. This design cannot be used for Construction, as this design does not purport to eliminate health and safety risks as a CDM Regulation risk assessment has not been undertaken.

Depending on the level of information received, a number of assumptions may have been applied in order to create an indicative lighting proposal and costing model, according to lighting industry guidelines and incorporating industry best practice methods. These assumptions are documented below and will require confirmation by the Principle Designer (which is not Signify UK) during the detailed design phase.

Project Specific Assumptions

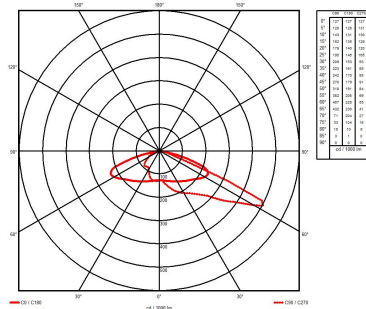
- Where 'Lighting Classes' have not been provided/specified, the calculations have been produced using lighting class X.
- Where column heights have not been provided/specified, these have been assumed to be Xm.
- It has been assumed that luminaires will be mounted post-top [on Xm outreach brackets).

Generic Assumptions (unless specifically informed differently)

- Preliminary Design proposals produced by the Signify LiAS Team are not to be used for installation purposes. It is the responsibility of the Principle Designer and/or Principle Contractor to ensure all Installation and Maintenance can be done in a safe manner, carried out by competent persons, based on their agreed Risk Assessments and Method Statements.
- The Luminaire Maintenance Factors have been based on 6-year cleaning intervals within an E3/E4 Environmental Zone and it is assumed that lamp/luminaire failures will be replaced on a 'spot replacement'.
- Energy consumptions have been based on the luminaire/s having Constant Light Output (CLO) enabled and the quoted wattage/s are the average over 100,000 hours (without dimming).
- The design calculations produced by Signify do not account for the effect obstructions, such as trees, will cause.
- Signify has not been provided with utility plans showing Buried, Above Ground or Overhead utilities. Therefore, all column/luminaire locations are indicative and are subject to review/verification by the Principle Designer.
- Unless stated otherwise, Signify has not visited site. Therefore, all column/luminaire locations are indicative and are subject to an onsite verification arranged/performed by the Principle Designer.
- Signify has not produced any Private Cable Network electrical calculations or reviewed the DNO network to confirm power supplies to the proposed lighting.
- Signify has not performed any asset condition testing and therefore assumes that any existing lighting columns/wall mounted brackets are structurally capable of supporting the weight & windage of the proposed luminaire/s. This must be verified by the Principle Designer before installation works commence.
- Unless stated otherwise, Signify is not supplying the new lighting columns (including brackets etc) and therefore it is the responsibility of the Principle Designers to confirm that all proposed equipment is suitable for the intended locations (e.g. raise & lower, ground condition, foundation type, saline environment, etc).
- Unless stated otherwise, luminaires will be supplied in their standard colour.

Proposed Luminaires

LumiStreet Lantern



Pacific Wall Light



LuxSpace Canopy Downlighter



Luminaire Schedule

Symbol	Qtys Lanterns	Luminaire Type	Lumens
	8	2 X Philips LumiStreet LED Luminaires and 1 x 6 m Column with 0.5m bracket. Luminaire BGP213 LED49-4S/740 I DX10 7024 D9 48/60. (Lantern Ref: LL-A) 12NC: 910770202405	4900
	7	1 X Philips LumiStreet LED Luminaire and 1 x 6 m Column with 0.5m bracket. Luminaire BGP213 LED49-4S/740 I DX10 7024 D9 48/60. (Lantern Ref: LL-A) 12NC: 910770202405	4900
	6	1 X Philips LumiStreet LED Luminaire and 1 x 6 m Column with 0.5m bracket. Luminaire BGP213 LED75-4S/740 I DX10 7024 D9 48/60. (Lantern Ref: LL-C) 12NC: 910770202407	7500
	4	1 X Philips Pacific 1300mm LED Luminaire Luminaire WT460C LED23S/840 PSU WB TC L1300. Luminaire mounted at 3.1m. (Luminaire Ref: LL-E) with LiDL adjustable bracket. 12NC: 910925335658	2600
	11	1 X Philips Pacific 1300mm LED Luminaire Luminaire WT460C EL3-LED23S/840 PSU WB TC L1300. Luminaire mounted at 3.1m. (Luminaire Ref: LL-E EM-EL3) with LiDL adjustable bracket. 12NC: 919913997331	360
	15	1xPhilips LuxSpace Recessed Downlighter DN570B LED20S/840 PSE-E C PG GR IP54 front IP40 back. (Luminaire Ref: LL-CANOPY) 12NC: 822276497916	2260
	1	1xPhilips LuxSpace Recessed Downlighter DN570B EL3-LED20S/840 PSE-E C PG GR IP54 front IP40 back. (Luminaire Ref: LL-CANOPY EM-EL3)	
	12	Columns with backplates installed	

Calculation Summary base on maintenance factor of 0.79								
Label	Units	Avg	Min	Max	Min/Avg	Height	Grid Points	UWLR
Main Carpark	Lux	15.8	5.4	75.9	0.34	0m	1.5m	0.15

Isolines summary	
Colour	Lux Level
	0.1Lx
	0.5Lx
	1Lx
	2Lx

Philips Lighting Contacts

Jake Watson, Key Account Manager - 07789 398626



Lighting Proposal Terms and Conditions of Use
 These terms apply to the use of this preliminary proposal produced by Signify UK. This "Proposal" is understood to mean this document, a CAD drawing, lighting calculations, written documents, verbal conversations or any medium used to demonstrate or communicate the proposed lighting scheme using products from Signify's brands. A "Customer" is the person or organisation for whom the Proposal is intended. The "CDM Regulations" means The Construction, Design and Management Regulations 2015, the Safety, Health & Welfare at Work Act 2005, The Construction (Design & Management) Regulations (Northern Ireland) 2015.
 This Proposal is for guidance only and cannot be relied upon for purposes of installation or Health and Safety.
 The supply and installation of this lighting scheme are subject to a contract being agreed between Customer and Signify.


PROPOSAL
(NOT FOR CONSTRUCTION)

Rev	DSR no.	Comment	Date	LiAS	KAM
0	D-230303	INITIAL PROPOSAL	28/02/18	HSR / AGG	JW
1	D-0	New Site Plan Drawing	18/02/19	HSR / AGG	JW

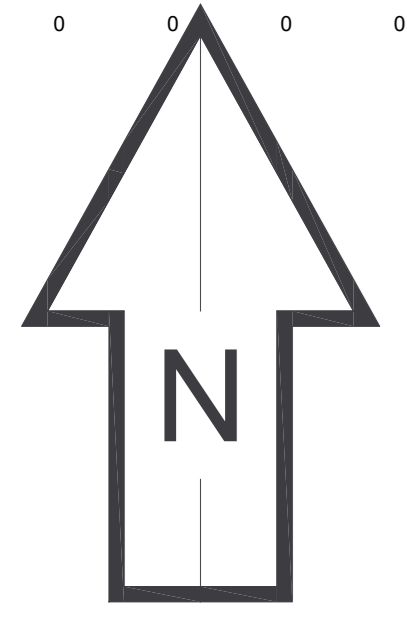

Project Number	Project Name
O-	LiDL Ingleby Barwick Carpark
Scale & Sheet Size	Drawing Name
NTS @ A3	LiAS DESIGN NOTES & LUMINAIRE SCHEDULE
Sheet No	
DWG 00	

Key:

Symbol	Qty/Lanterns	Luminaire Type
	8	2 X Philips LumiStreet LED Luminaires and 1 x 6 m Column with 0.5m bracket. Luminaire BGP213 LED49-45740 DX10 7024 D9 4890. (Luminaire Ref: LL-A) 12NC: 91077020405
	7	1 X Philips LumiStreet LED Luminaire and 1 x 6 m Column with 0.5m bracket. Luminaire BGP213 LED49-45740 DX10 7024 D9 4890. (Luminaire Ref: LL-A) 12NC: 91077020405
	6	1 X Philips LumiStreet LED Luminaire and 1 x 6 m Column with 0.5m bracket. Luminaire BGP213 LED49-45740 DX10 7024 D9 4890. (Luminaire Ref: LL-A) 12NC: 91077020405
	4	1 X Philips Pacific 1300mm LED Luminaire Luminaire W/Fabric EL34-E23235840 P/WB TC L1300 Luminaire mounted at 3.1m (Luminaire Ref: LL-E) with LCL adjustable bracket. 12NC: 91992533568
	11	1 X Philips Pacific 1300mm LED Luminaire Luminaire W/Fabric EL34-E23235840 P/WB TC L1300 Luminaire mounted at 3.1m (Luminaire Ref: LL-E) with LCL adjustable bracket. 12NC: 91992533568
	15	1x Philips LuxSpace Recessed Downlighter DN0785 EL34-E23235840 P/SE E-C PG GR IP54 Spot IP40 back. (Luminaire Ref: LL-CANOPY) 12NC: 822276497916
	1	1x Philips LuxSpace Recessed Downlighter DN0785 EL34-E23235840 P/SE E-C PG GR IP54 Spot IP40 back. (Luminaire Ref: LL-CANOPY EM-EL3)
	12	Columns with backplates installed



Proposed Luminaires



Notes:

- 1) Unless agreed otherwise, the lighting proposal produced by the Lighting Application Specialist (LIAS) team of Philips Lighting UK&I is not intended for construction purposes, as it does not take into account the elimination of health and safety risks at this stage. For further details please refer to sheet number DWG 00
- 2) Do not scale for this drawing

PROPOSAL
(NOT FOR CONSTRUCTION)

Rev	DSR no.	Comment	Date	LIAS	KAM	Project Number
0	D-230303	INITIAL PROPOSAL	28/02/18	HSR / AGG	JW	O-
1	D-0	New Site Plan Drawing	18/02/19	HSR / AGG	JW	O-

Scale & Sheet Size
1:200 @ A0

Sheet No
DWG 01

Project Name
**LiDL Ingleby Barwick
Carpark**

Drawing Name
**PROPOSED LIGHTING
LAYOUT**